

College App

Brian Evans

Project overview



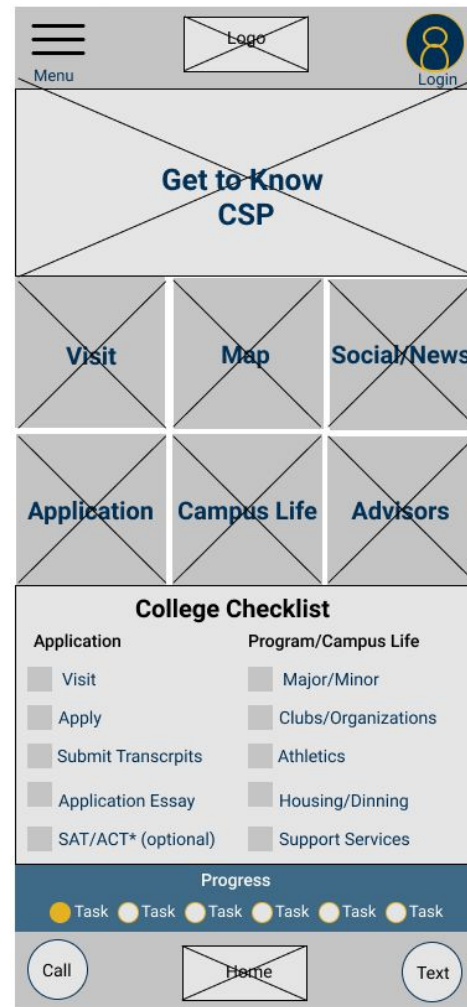
The product:

The college app is designed to help potential students discover, visit, get answers and apply to the school.



Project duration:

This phase of the project is scheduled for 2 months starting July 2021



Project overview



The problem:

Students do not currently have an easy way to access the university other than the website, calling directly or visiting in person.



The goal:

To create a self serve option that also provides a clear path through the application process and provide communication options for the user and the university.

Project overview



My role:

I am the project leader, UX designer, and researcher.



Responsibilities:

User research, wireframing, prototyping, determining development options.

Understanding the user

- User research
- Personas
- Problem statements
- User journey maps

User research: summary



User research was conducted using 5 individuals that fit into the various demographics of the universities student types. This includes a first year freshman, transfer, and continuing education students. Not only do these different student types have different needs from the university, they also have different needs and user abilities on the app.

User research: pain points

1

Pain point

Navigation

Finding and accessing information, application process, and options to connect to the university.

2

Pain point

Flexibility

Ability to work through the process at the users own pace and path.

3

Pain point

Progress

A way to know where you are in the process and the ability to save your progress and return at a later date

Persona: Jordan

Problem statement:

Jordan is looking for a program to prepare him for his career goals. He is looking for guidance through the process.



High School Senior - Jordan

“I’m looking for a program that will prepare me for future career goals”

Goals

- Strong finish to highschool
- Getting accepted to his top choice schools
- Choosing a school that is fun & he will make friends
- Choosing a program that will prepare him for future career goals

Sam

Age: 16-18

Education: High School

Hometown: St. Paul, MN

Family: Parents, Sibling

Occupation: Retail associate

Information Sources

- Online Resources
- Social Media
- Friends & Family
- Classmates/teammates
- Teachers at school
- Guidance counselors

Frustrations

- Can't find tuition information
- Tuition calculation is confusing
- Want to self serv and not be forced to talk to a counselor

High school senior Jordan is a 16-18 year old student who is embarking on his college search. His day-to-day activities are focused on school work, extracurricular activities, spending time with friends and family and finding the right undergraduate program to apply to and ultimately enroll in. His top concerns revolve around funding his education, the program within his desired area of study that fits his needs.

Persona: Jordan

Goal: I'm looking for a program that will prepare me for future goals.

ACTION	Determine if college has his program	Decide if college is a good fit	Apply	Work through financial aid	Commit	Move in and start school
TASK LIST	Tasks A. Using the website find program list B. Identify desired program C. Review program	Tasks A. Using info on site decide if this is the right program B. Contact school if needed	Tasks A. Find application B. Fill out online application C. Submit application	Tasks A. Find financial aid document B. Fill out documents C. submit all documents	Tasks A. Commit to acceptance letter	Tasks A. Determine what I need B. Find out what is allowed Create movin in list
FEELING ADJECTIVE	<ul style="list-style-type: none">ExcitedInspiredIntimidated	<ul style="list-style-type: none">HopefulExcitedLost	<ul style="list-style-type: none">EnthusiasticConfused	<ul style="list-style-type: none">OverwhelmedConfused	<ul style="list-style-type: none">RelievedGladExcited	<ul style="list-style-type: none">ExcitedNervous
IMPROVEMENT OPPORTUNITIES	<ul style="list-style-type: none">Better wayfinding	<ul style="list-style-type: none">Better wayfindingAccess to more information	<ul style="list-style-type: none">Explanation of what info is needed and why	<ul style="list-style-type: none">Better explanation of reasoning and benefits	<ul style="list-style-type: none">Clear path to commitment option	<ul style="list-style-type: none">Develop clear communicationProvide option for pre and during move in event help

Persona: **Brook**

Problem statement:

Brook is looking for a new program. She has some college experience and is more likely to know what she is looking for.



Transfer Student - Brook

“My current program isn't a good fit, so I'm looking to transfer to a school that better suits my needs”

Goals

- Strong finish to highschool
- Getting accepted to his top choice schools
- Choosing a school that is fun & he will make friends
- Choosing a program that will prepare him for future career goals

Brook

Age: 18-22

Education: Some College

Hometown: Milwaukee, WI

Family: Parents, Sibling

Occupation: Executive Assistant

Information Sources

- Online Resources
- Social Media
- Friends & Family
- Friends
- Classmates
- Current professors/advisors

Frustrations

- Determining what credits will transfer is confusing
- Finding a start time
-
-

Transfer student Brook started working toward her bachelor's degree at a local university. The program she is currently enrolled in is no longer a good fit and she is looking to transfer to a school that better suits her needs. Her main concerns are focused on transferring her credits and staying on track.

Persona: Julie

Problem statement:

Julie is looking to change careers. She has a degree but has not been in college in a long time.



Transfer Student - Julie

“My current program isn't a good fit, so I'm looking to transfer to a school that better suits my needs”

Goals

- Strong finish to highschool
- Getting accepted to his top choice schools
- Choosing a school that is fun & he will make friends
- Choosing a program that will prepare him for future career goals

Julie

Age: 30-40

Education: Bachelor's Degree

Hometown: Milwaukee, WI

Family: Spouse & Children

Occupation: Administrative Professional

Information Sources

- Online Resources
- Social Media
- Friends & Family
- Friends
- Classmates
- Current professors/advisors

Frustrations

- Parents and family
- Friends
- Classmates
- Current professors/advisors

Transfer student Brook started working toward her bachelor's degree at a local university. The program she is currently enrolled in is no longer a good fit and she is looking to transfer to a school that better suits her needs. Her main concerns are focused on transferring her credits and staying on track.

Paper wireframes

Big Picture and Close up
options



Jordan receives an event
reminder about his college visit



Jordan receives direction to
campus & Parking Info



Jordan receives a push
notification on where to go next



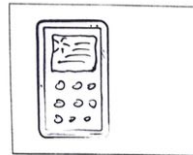
Jordan receives campus
navigation instructions



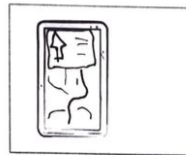
Jordan reads the campus
social/news feed & posts a selfie



Jordan reviews his application
options & next steps




Jordan receives an event
reminder about his college visit



Jordan receives direction to
campus & Parking Info



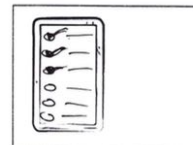
Jordan receives a push
notification on where to go next



Jordan receives campus
navigation instructions



Jordan reads the campus
social/news feed & posts a selfie



Jordan reviews his application
options & next steps

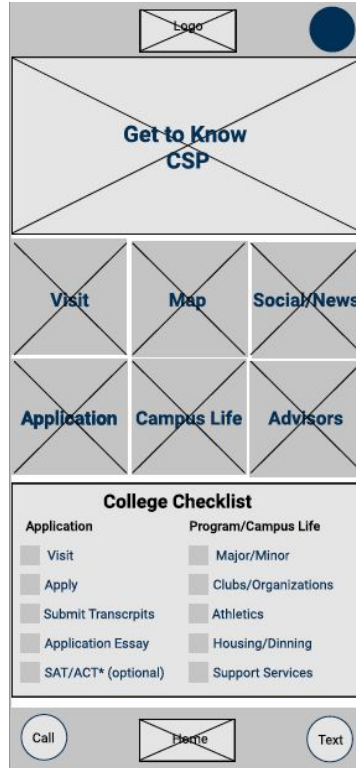
Refining the design

- High-fidelity prototype v.1
- Accessibility

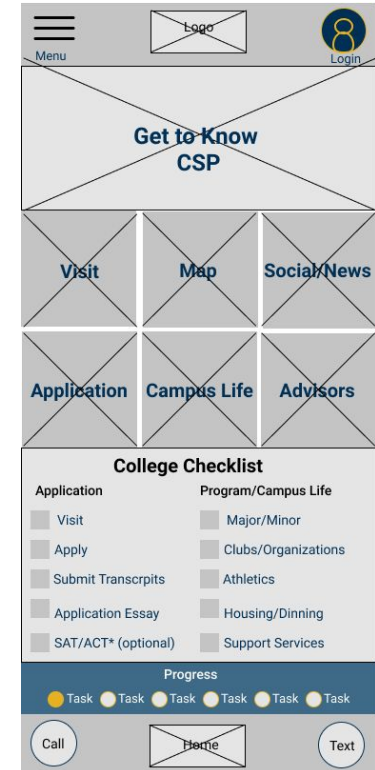
High-Fidelity Prototype

Before usability study

[Link to College App Prototype](#)



After usability study



Accessibility considerations

1

Navigation is always a priority. Even though most of the users in the study had no issues, it should still be reviewed. This will help ensure all users are finding what they need.

2

Having the flexibility to choose what you want to work on next was a key point from some of our users. Not having a locked down path allows users to explore the app and self serve as needed.

3

Clearly displaying a user's progress was a clear feature that many users in the test asked for.

Refining the design

- High-fidelity prototype v.2
- Accessibility and Navigation updates

High-Fidelity Prototype

[Link to College App Prototype](#)



Refining the design

- High-fidelity prototype v.3
- Additional accessibility and navigation updates

High-Fidelity Prototype

[Link to College App Prototype](#)



Going forward

- Takeaways
- Next steps

Takeaways



Impact:

By making a few small changes to the app we will be able to better serve the needs of a broader audience.



What I learned:

Since there are no apps like this in the marketplace it seems like we are onto something big.

Next steps

1

Finalize UX and
functionality.

2

Create visual design
based on existing
university design
elements

3

Work with the
development team to
schedule and begin
development of the MVP
version of the app.

Let's connect!



Please feel free to reach out to me with any feedback and/or questions you may have?

Brian Evans
Evans@CU.edu

Thank you!